

Introduction

The IMP unit has been developed to cover the three control functions of Programmable Logic Controller (PLC), motion controller and communication converter (gateway). By means of the programmable logic controller and motion controller functions, the user can control a process through the fieldbus, serial interface and the inputs/outputs, using his own program. The communication converter function enables the data exchange between different field buses: Modbus TCP/IP, CANBus (Canopen), Profinet, EtherCAT and Modbus-RTU. The coexistence of the three functions in a single unit, simplify the automation of a wide range of industrial applications in a simple way, offering an important economic advantage.

Specifications

POWER SUPPLY

24 Vdc - 500 mA max (nominal range 19-30 Vdc)

CPU PROCESSOR

ARM® CORTEX®-M7 32-bit MCU

PLC AND MOTION CONTROL PROGRAMMING

TR.I.P.O.S.GW compatible with Windows OS (EN61131-3 ST)

MEMORY USER PROGRAM

1024K FLASH and 512K SRAM

CANBUS INTERFACE

up 2 electrically isolated, 1 Mbit/s, ISO11898

ETHERNET INTERFACE

1 Modbus TCP/IP 100BASE-TX port

PROFINET INTERFACE

1 port (see versions table)

ETHERCAT INTERFACE

1 port (see versions table)

MODBUS-RTU SERIAL INTERFACES

1 RS485

INPUTS

8 electrically isolated, 5÷24 Vdc - PNP

OUTPUTS

8 protected and electrically isolated, 24 Vdc - PNP

DIP SWITCHES

8 for user configuration

DISPLAY

7 segment leds display indicating the unit operational status


WORKING TEMPERATURE

5 ÷ 40 ° C

PROTECTION DEGREE

IP20

Real-time programmable motion control device for multi-axes systems and advanced solutions




IMP Gateway, PLC and Motion Controller

- ✓ Easy programmable
- ✓ Local control of connected devices
- ✓ Execution speed and real-time axes management
- ✓ Data exchange between field buses (Modbus TCP/IP --> EtherCAT ---> Profinet ----> CANbus)



ELETRONICA PER AUTOMAZIONE INDUSTRIALE
 Via del Commercio, 2/4 -9/11
 Loc. S. Grato - Z.I.
 26900 - LODI (LO) - Italy
 Tel. 0039 0371 412318 - Fax 0039 0371 412367
 email infoever@everelettronica.it
 www.everelettronica.it

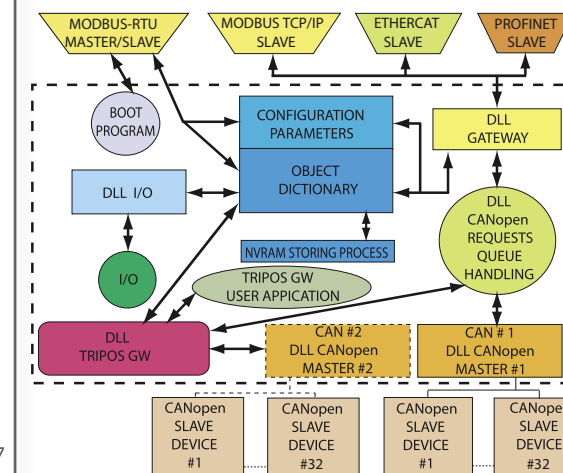
Multi-Axes Systems



Thanks to the T.R.I.P.O.S.GW programming environment it's possible to personalize the machine cycle and to manage all drives and local resources, diminishing and simplifying the work load of the master PLC if present.

Block Diagram

Functional schedule of the firmware and system resources.



TR.I.P.O.S.GW

```

TR.I.P.O.S. for Windows - G:\TRIPPOSE\example\example.lpp
File Edit Tools Help
-----
Example of TR.I.P.O.S. language program V1.1
Release 1.1 04-03-00 Requires TRIPDS Compiler V1.06 or greater.
Always on from S.M.C.
COMMENT 'This is the user comment to the program:'
-----
***** VARIABLE DEFINITION *****
VAR
Vwd0 : DINT := -1000; (* Starting value = -1000 *)
Vwd1 : DINT := 0; (* Starting value = 0 *)
Vwd2 : DINT := 10; (* Starting value = 10 Hz *)
Vwd3 : REAL := 1.02; (* Starting value = 1.02 *)
END_VAR
-----
***** CONSTANT DEFINITION *****
VAR CONSTANT
CONST : DINT := 75000; (* This is a integer constant *)
END_VAR
-----
1 1 Front 12/05/09 10:08:46
    
```

PLC Functions

- Instructions user program written in structured text;
- Logics / Boolean (and, or, not, neg, com, shl, shr, xor, ...);
- Comparison (if ... then ... else);
- Loop (while ... do ... end_while, for ... do ... end_for);
- Management subroutines (call, ret)
- Management interrupts (define_int, int, int_var, ret_int)
- Management errors (on_error, resume)
- System multitasking owner (up to 64 tasks)

Gateway Functions

- CANopen (read_obj, write_obj, read_sdo, write_sdo, send_pdo);
- ProfiNet (write_profi_out, read_profi_in);
- Modbus (master-slave RTU);
- EtherCAT;
- Modbus TCP/IP;

TR.I.P.O.S.GW is available on 5 different licence levels depending on the need and the dimensions of the generated and compiled program:

- The DEMO licence can be used for programs with a maximum dimension of 8 KB;
- The LIGHT licence can be used for programs with a maximum dimension of 32 KB;
- The BASIC licence can be used for programs with a maximum dimension of 64 KB;
- The ADVANCED licence can be used for programs with a maximum dimension of 128 KB;
- The FULL licence has no limits regarding the dimension of the generated program (256 KB is the limit determined by the hardware characteristics).

High-level structured language in compliance with the IEC1131-E (ST) standards allowing a wide access to the hardware resources by means of the IMP being open to extensions of the user functions with protection.



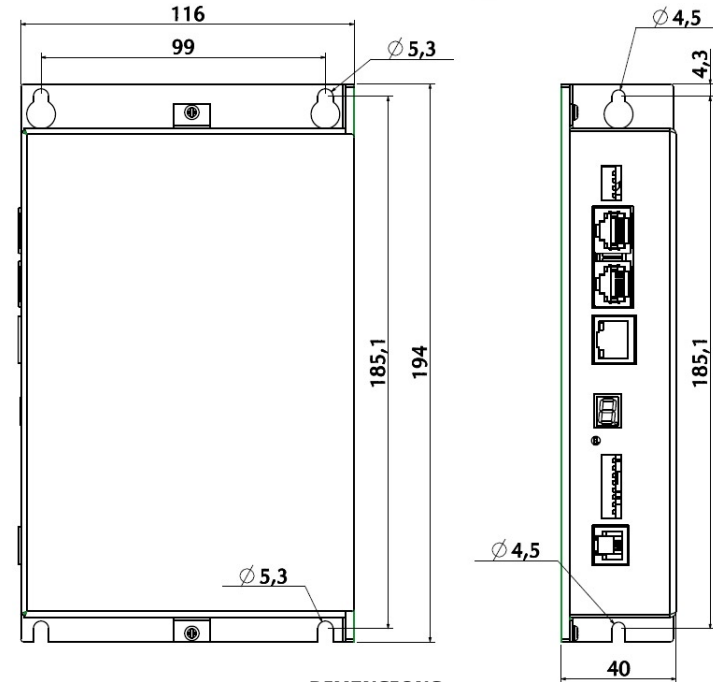
Motion Control Functions

- Refreshing Time of 1 ms;
- Management CAMs;
- Calculation variables with real/integer numbers;
- Trigonometry (cos, sin, log, tan, sqrt, ...);

Other Functions

- Saving data on nvram battery
- Real-time internal clock (date, hour, minutes, seconds);

Mechanical Data



DIMENSIONS
194 x 116 x 40 mm

Ordering Information for the IMP controllers

Ordering code				System Resources									
Versions	Configuration	Connector kit	Software kit	Power supply	Fieldbus / Interface					Digital Inputs	Digital Outputs	Dip Switches	
					CAN1	CAN2	Ethernet	Serial	EtherCAT				Profinet
IMPW1100	c1000				1	1			---	---			
IMPW21H0	c1000	IMPWKIT-C0	IMP_SERV10_TRP	24Vdc (500 mA max.)	1	---	1 Modbus TCP/IP 100 BASE-TX	1 Modbus-RTU RS485	1	---	8	8	8
IMPW11T0	c1000				1	1			---	1			